



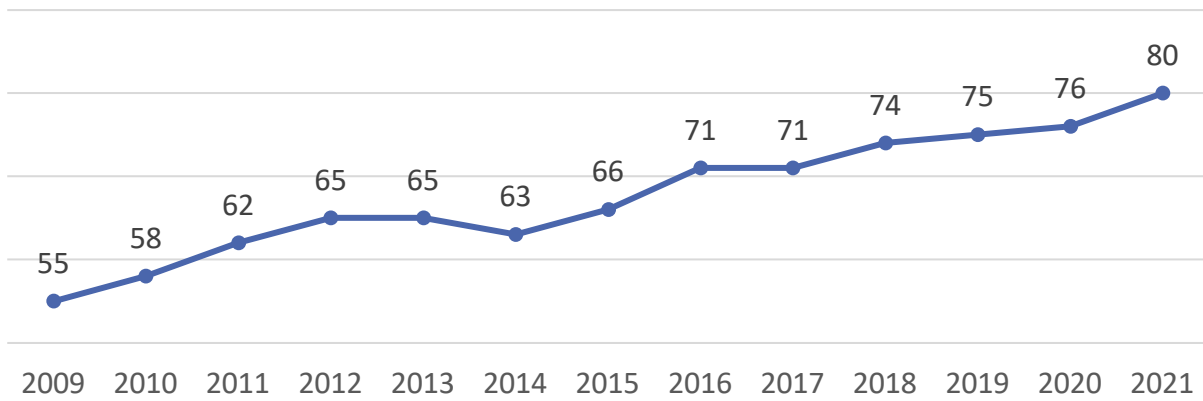
2021

Engagement Dashboard

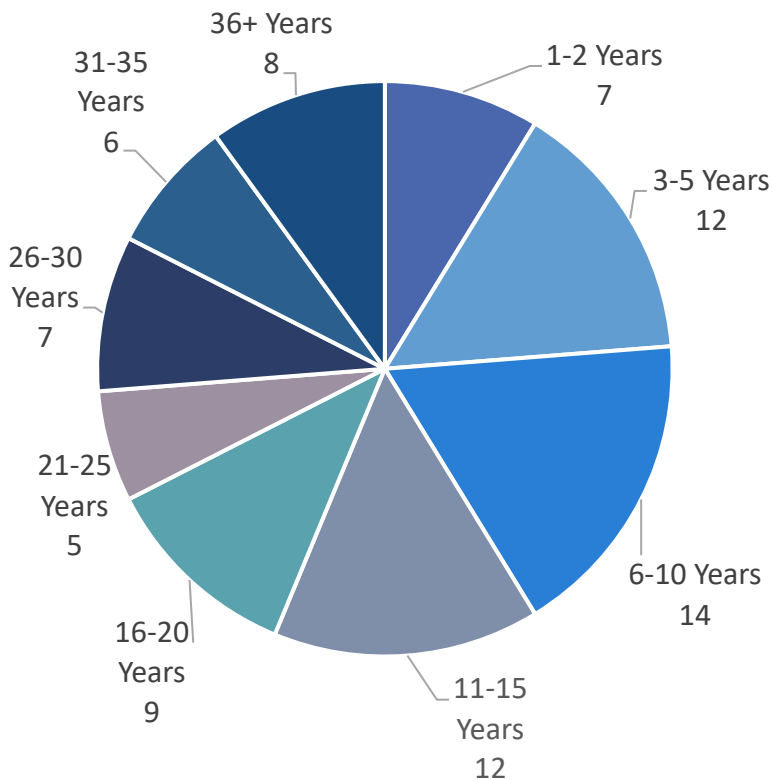
(as of 1/31/2022)

MEMBERSHIP


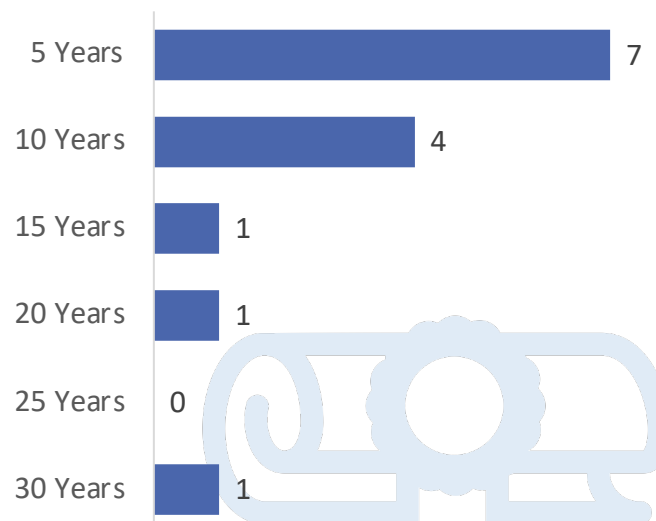
Total # of Members (trending by year)



Membership Tenure

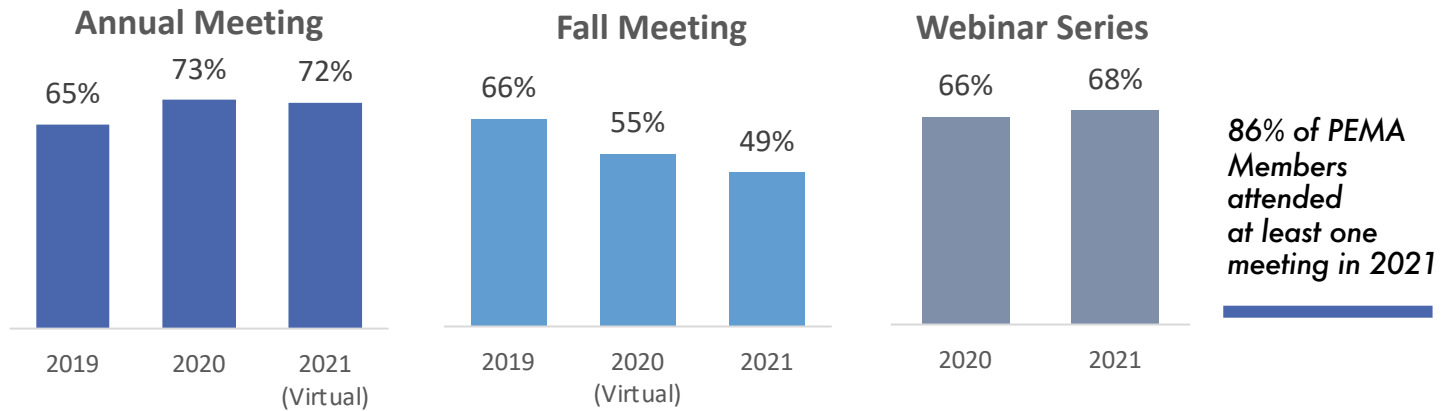


Membership Anniversaries

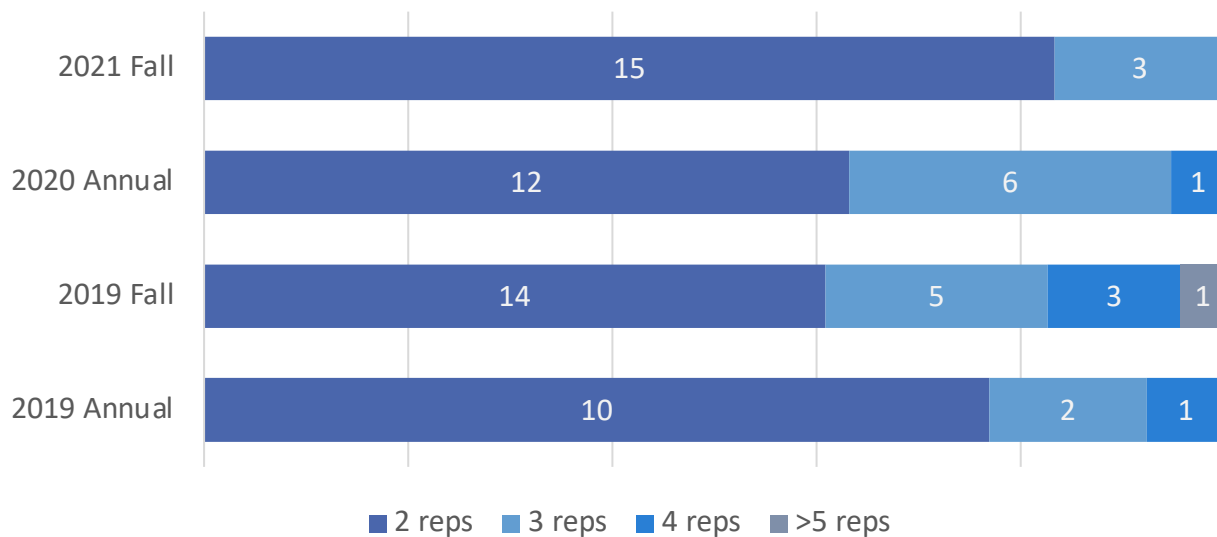


MEETING ATTENDANCE (2019-2021)

% of Member Companies Present



of Companies Bringing >1 Representative



MEMBERS-HELPING-MEMBERS MINI-SURVEYS

2021 Topics | Average # Responses

7 Topics:

- ✓ Materials Testing
- ✓ Sales Reps
- ✓ Sales Rep Councils
- ✓ Tuition Reimbursement
- ✓ Business Forecast
- ✓ Safety Programs
- ✓ Steel and Lumber Sourcing



SURVEYS AND STATISTICS

Summary of 2021



Benchmarking Survey of Key Performance Indicators


55% (39 responses)



Business Conditions Survey

Jan '21: 80% (60 responses)

Jul '21: 73% (55 responses)



Quarterly Statistics Program

Q1: 66% (49 responses)

Q2: 66% (49 responses)

Q3: 67% (51 responses)

Q4: 64% (51 responses)



Manufacturing Productivity Metrics

44% (33 companies)

WEBSITE TRAFFIC (PEMAnet.org)

Top Pages Visited in 2021

Public Site (Hits)

1	Home Page (6,627)
2	Member Companies (2,158)
3	Events List (1,325)
4	Member Map (1,064)
5	2021 Fall Meeting (589)



Members Site (Hits)

1	Member Home (294)
2	Executive Directory (212)
3	Member News (210)
4	Members Helping Members Survey (57)
5	Roundtable Summaries (68)